

The Government has announced (<https://www.parliament.uk/business/publications/written-questions-answers-statements/written-statement/Commons/2020-03-23/HCWS176/>) that it will not publish any school or college level educational performance data based on tests, assessments or exams for 2020, and has outlined [accountability arrangements](https://www.gov.uk/government/news/extra-measures-to-support-students-ahead-of-next-summertime-exams) for 2020/21. Further information on what this means for the way school and college accountability will operate for 2019/20 and for 2020/21 can be found [here](https://www.gov.uk/government/publications/coronavirus-covid-19-school-and-college-performance-measures).

# Buckingham Park Church of England Primary School (URN: 137570)

## Key stage 2

This is revised data for 2018/19.

### Progress in reading, writing and maths

#### Reading

Number of pupils = 59

Pupils with adjusted scores = 0

**Average -0.78**

Confidence interval  
-2.4 to 0.8

#### Writing

Number of pupils = 59

Pupils with adjusted scores = 1

**Average -0.88**

Confidence interval  
-2.3 to 0.6

#### Maths

Number of pupils = 59

Pupils with adjusted scores = 0

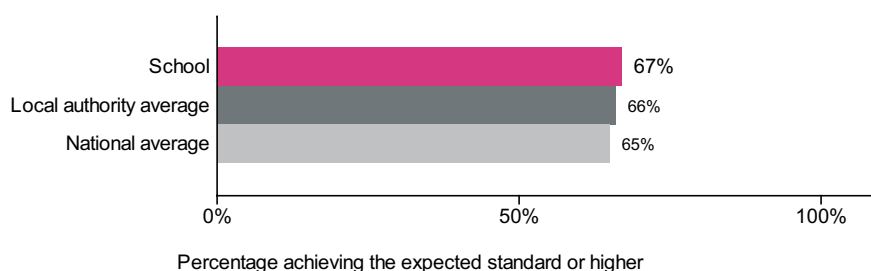
**Average 1.31**

Confidence interval  
-0.1 to 2.7

### Reading, writing and maths combined

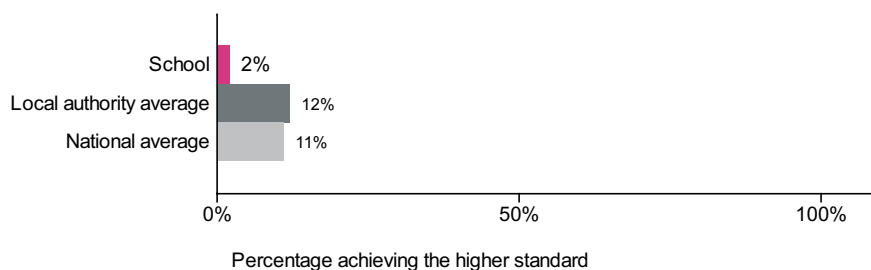
#### Percentage of pupils achieving the expected standard or higher

Number of pupils = 60



#### Percentage of pupils achieving the higher standard

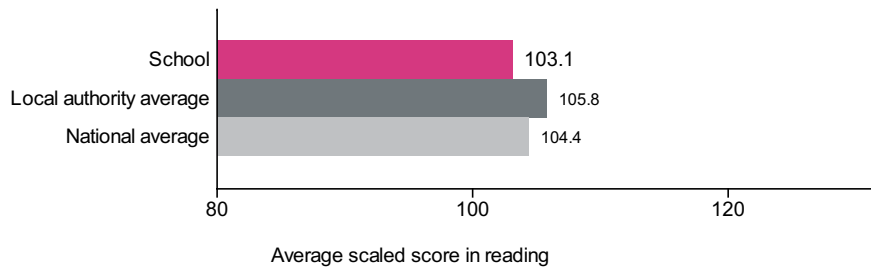
Number of pupils = 60



# Average scaled score in:

## Reading

Number of pupils = 60



## Maths

Number of pupils = 60

